



## HDPE Hollow Wall Spiral Pipe-Specifications


Code	Diameter inch	ID mm±3%	OD mm±3%	Length m	Fitting Code
SPC-75 SPO-75 SPD-75	3"	75	92	5	SPF75
SPC-100 SPO-100 SPD-100	4"	100	120	5	SPF100
SPC-150 SPO-150 SPD-150	6"	150	173	5	SPF150
SPC-200 SPO-200 SPD-200	8"	200	234	5	SPF200
SPC-250 SPO-250 SPD-250	10"	250	285	5	SPF250
SPC-300 SPO-300 SPD-300	12"	300	340	5	SPF300
SPC-400 SPO-400 SPD-400	16"	400	450	5	SPF400
SPC-500 SPO-500 SPD-500	20"	500	566	5	SPF500
SPC-600 SPO-600 SPD-600	24"	600	676	5	SPF600
SPC-800 SPO-800 SPD-800	32"	800	902	5	SPF800
SPC-1000 SPO-1000 SPD-1000	40"	1000	1130	5	SPF1000



SPC : Full-circle nonporous





SPO : Full-circle with hole



SPD : 2/3 Holes in the circumference

### Pipe Structure :


Hollow Wall Spiral Pipe is double-wall HDPE pipe with smooth inside pipe wall. It is durable, light, high pressure-resistant, easy to install.




### Pipe Connection :



Direct Fitting



1. Align pipes and connector



2. Screw connector into the pipe



3. Screw another pipe into connector